Proud members of MADE IN BRITAIN

SMART BIM - BUILDING INFORMATION MODELLING

SMART REVIT MODELS

PARAMETRIC BIM CONTENT FOR BUILDING DESIGNERS

Configure Smart window and door systems directly within Revit

Revit

Smart Revit models provide flexible, parametric BIM content that allows designers to configure key product options to suit their project requirements

Smart Style
Select the required window or door configuration

Profile Selection
Choose the appropriate frame and sash profiles

Dimensions
Set the required width, height and other configurable dimensions

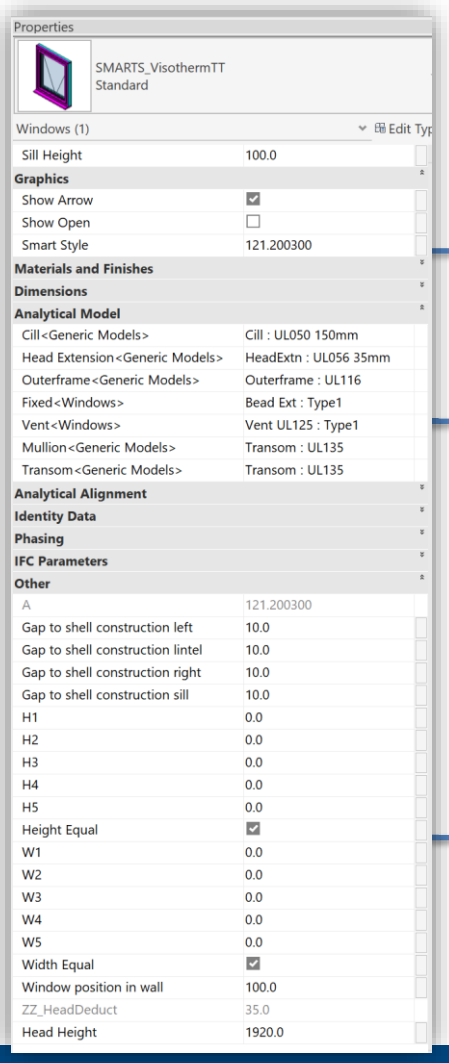

Smart Style
choose from hundreds of different configurations.

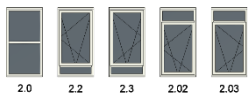

Profile Selection
Select the profiles
e.g. Cill UL050

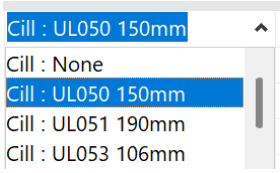

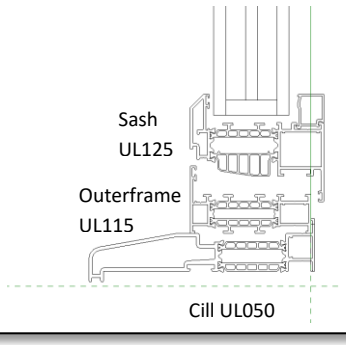

PDimensions
Set equal splits or define
HX for transoms and
WX for mullions centres

Smart Architectural Aluminium
The UK's leading supplier of architectural aluminium

T: +44 (0)1934 876 100 **E:** sales@smartsystems.co.uk
www.smartsystems.co.uk

Follow us #SmartArchitecturalAluminium

SMART BIM - SMART STYLE

SMART STYLE
PARAMETRIC BIM CONTENT FOR BUILDING DESIGNERS
The Smart Style code defines the frame layout configuration layout and each light opening.

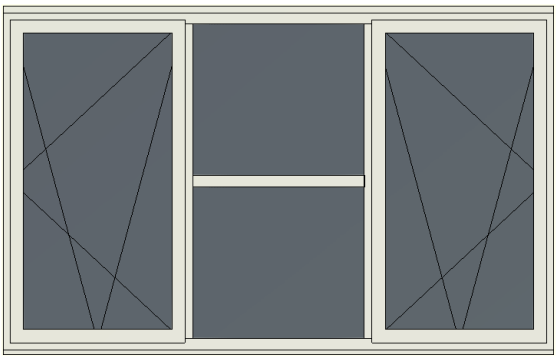

121.2003

A Smart Style is made up of two parts
121.ABCD

121 | Frame Configuration
Defines the arrangement of **lights splits, i.e mullions and transoms**, working from **left to right**.
121 = ONE + TWO + ONE

ABCD | Opening Configuration
Defines the operation of each light, A starting again starting at the **top left working to bottom right**.
0 = Fixed
2 = Left Tilt Turn
3 = Right Tilt Turn

SMART STYLE *TILT TURN*

Examples of Tilt Turn Smart Styles.

